

# SolisFAST® Probe qPCR Mix

Fast and highly sensitive  
probe-based qPCR

[solisbiodyne.com](http://solisbiodyne.com)



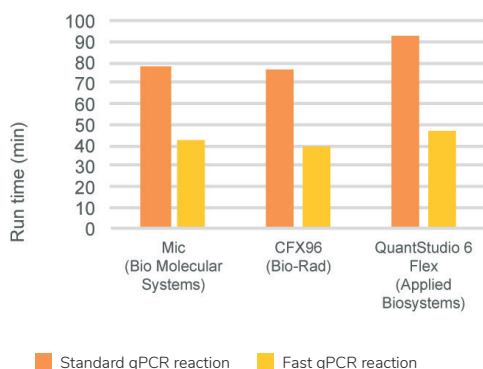
## Features

- **Fast** – delivers reproducible qPCR results up to 2x faster
- **Accurate** – reliable quantification in up to 5-plex assays
- **Sensitive** – consistent results with low- and high-copy targets
- **Trustworthy** – robust performance and 30-day stability at room temperature

The mix contains all components necessary, except primers, probes, nuclease-free water and DNA template.

SolisFAST® Probe qPCR Mix is a 5x-concentrated, ready-to-use solution for fast, highly sensitive and reproducible probe-based qPCR assays using dual-labeled hydrolysis probes (e.g. TaqMan® probes), and is suitable for detection and quantitation of up to five targets simultaneously. Combining our novel in-silico designed SolisFAST® DNA Polymerase and optimized buffer, this mix offers robust qPCR, and accurate target detection combined with ice-free shipping and reaction set-up.

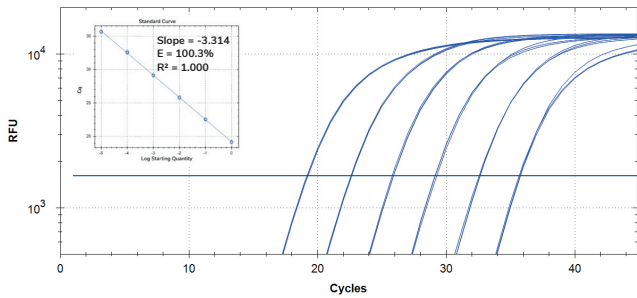
## Up to 2x less time from sample to results!



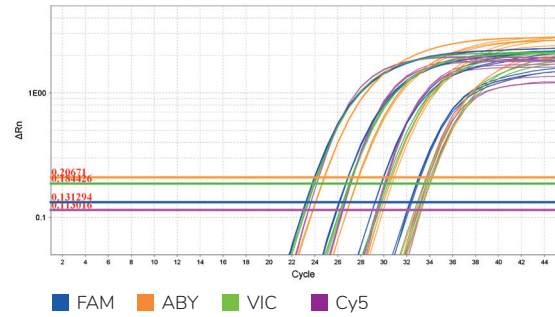
**Figure 1. Example of thermal cycling time saving.** Duration of a 40-cycle qPCR run with standard thermal conditions using regular qPCR mix (initial activation 10-12 min; denaturation 15 sec, annealing/extension 40-60 sec) and fast thermal conditions using SolisFAST® Probe qPCR Master Mix (initial activation 2-3 min; denaturation 2-5 sec, annealing extension 10-20 sec). Amplifications were performed on human gDNA.

**Worldwide  
ice-free  
shipping!**

# Accurate and sensitive qPCR in singleplex and multiplex assays!



**Figure 2.** Amplification of a 101 bp fragment of PPIA gene using six tenfold dilutions of human cDNA (100 ng – 1 pg, three replicates at each concentration). qPCR was performed on a CFX96™ qPCR cycler (Bio-Rad) using SolisFAST® Probe qPCR Mix (no ROX), with detection in FAM channel. Thermal conditions: activation 30 sec at 95 °C, cycling 2 sec at 95 °C, 10 sec at 60 °C.



**Figure 3.** Four-plex qPCR amplification with four tenfold serial dilutions of human gDNA (40 ng – 40 pg, three replicates at each concentration). qPCR was performed on a QuantStudio™ 6 Flex qPCR cycler (Applied BioSystems™) with SolisFAST® Probe qPCR Mix (ROX) using ROX dye for normalization. Thermal conditions: activation 3 min at 95 °C, cycling 5 sec at 95 °C, 20 sec at 60 °C.

**Avoid carry-over contamination with UNG Mixes!**

**Reduce reagent cost and reaction set-up time by detecting multiple targets in a single reaction!**

## Ordering information

Product	CAT. NO.	RXN / 20 µl
SolisFAST® Probe qPCR Mix (no ROX)	28-01-0000S (free sample)	50 rxn / 20 µl
	28-01-00001	250 rxn / 20 µl
	28-01-00001-5	5x (250 rxn / 20 µl)
	28-01-00020	5000 rxn / 20 µl
SolisFAST® Probe qPCR Mix (ROX)	28-02-0000S (free sample)	50 rxn / 20 µl
	28-02-00001	250 rxn / 20 µl
	28-02-00001-5	5x (250 rxn / 20 µl)
	28-02-00020	5000 rxn / 20 µl
SolisFAST® Probe qPCR Mix (Purple)	28-03-0000S (free sample)	50 rxn / 20 µl
	28-03-00001	250 rxn / 20 µl
	28-03-00001-5	5x (250 rxn / 20 µl)
	28-03-00020	5000 rxn / 20 µl
SolisFAST® Probe qPCR Mix with UNG (no ROX)	28-21-0000S (free sample)	50 rxn / 20 µl
	28-21-00001	250 rxn / 20 µl
	28-21-00001-5	5x (250 rxn / 20 µl)
	28-21-00020	5000 rxn / 20 µl
SolisFAST® Probe qPCR Mix with UNG (ROX)	28-22-0000S (free sample)	50 rxn / 20 µl
	28-22-00001	250 rxn / 20 µl
	28-22-00001-5	5x (250 rxn / 20 µl)
	28-22-00020	5000 rxn / 20 µl
SolisFAST® Probe qPCR Mix with UNG (Purple)	28-23-0000S (free sample)	50 rxn / 20 µl
	28-23-00001	250 rxn / 20 µl
	28-23-00001-5	5x (250 rxn / 20 µl)
	28-23-00020	5000 rxn / 20 µl

FL-28-P-SH-V1



For further details and ordering please contact [info@solisbiodyne.com](mailto:info@solisbiodyne.com) or call +372 740 9960

**Ask for a FREE SAMPLE!**